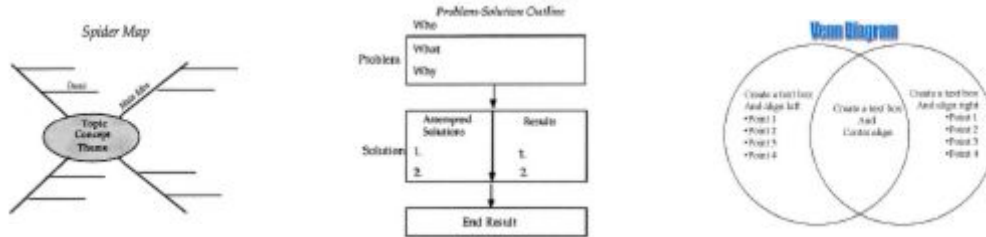



Graphic Organizers

Organizers are structures that help learners visual organize the relationships among and between information and procedures. There are many different types of organizers, also called "maps," which provide varied ways of relating concepts.

Below are some of the types of organizers that can be used to organize relationships of information and/or procedures.

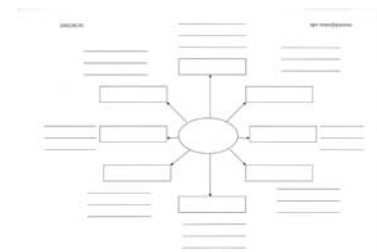


Organizers don't have to use forms; you can create a map by hand. It may look busy, but because you created it, you will know what it means. Use color, placement and even shapes to help you see the relationships.



Notes to yourself can be considered a "graphic organizer" if you are using the space in a consistent manner. "Templates" are structures you use to solve certain problems

There are some pre-designed organizers on this website, under the Graphics Organizer link. There is also a link to several template style organizers.



There are also several types of math organizers at:
<http://www.sw-georgia.resa.k12.ga.us/Math.html#High%20School%20Graphic%20Organizers>

In the Chapter Organizer, write the chapter title in the center oval, then each section title in the rectangles. Fill the lines with information you feel was important to remember.